

Best Dressed Banana Party



**Have your
guests bring a
banana that
they have
decorated
in a brown
lunch bag!**

**We'll have
Banana Splits
for dessert!**

**Awards will be
given:**

For Example:

**Most Yellow-ful
Most Side-Splitting
Most A-Peeling
Miss Banana-ality**

Tupperware Best Dressed Banana Party

Earn even more free gifts!

Host Name _____

Party Date _____

Party Closing Date _____

**Complete your
Guest List & return
to me by _____**



1 Dating In Waiting!



**\$100 Paid
Outside Orders**



**7 or more
Adult Guests
in Attendance**



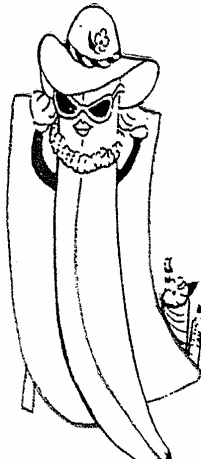
Go for it all!

"Best Dressed" Banana Party

Bring a "Dressed" Banana.
See the newest products
& specials!

Host _____
Date _____
Time _____
Place _____
R.S.V.P. _____

This flyer is just a sample
of what's new in Tupperware!



Bring a "Dressed" (decorated)
Banana...
We're going to have a pageant!

Awards will be given,
so be creative when
decorating your banana!

Bring a friend with you to join in the
fun! (Have them bring a "Dressed"
Banana too!!)


Please bring your "Dressed" Banana
in a brown lunch bag.

"Best Dressed" Banana Party

Bring a "Dressed" Banana.
See the newest products
& specials!

Host _____
Date _____
Time _____
Place _____
R.S.V.P. _____

This flyer is just a sample
of what's new in Tupperware!



Bring a "Dressed" (decorated)
Banana...
We're going to have a pageant!

Awards will be given,
so be creative when
decorating your banana!

Bring a friend with you to join in the
fun! (Have them bring a "Dressed"
Banana too!!)


Please bring your "Dressed" Banana
in a brown lunch bag.

"Best Dressed" Banana Party

Bring a "Dressed" Banana.
See the newest products
& specials!

Host _____
Date _____
Time _____
Place _____
R.S.V.P. _____

This flyer is just a sample
of what's new in Tupperware!



Bring a "Dressed" (decorated)
Banana...
We're going to have a pageant!

Awards will be given,
so be creative when
decorating your banana!

Bring a friend with you to join in the
fun! (Have them bring a "Dressed"
Banana too!!)

Please bring your "Dressed" Banana
in a brown lunch bag.



Guess Who Brought the “Dressed” Banana

Have all the guests put their dressed bananas in a brown lunch bag. (You might want to bring a few extra lunch bags just in case someone didn't bring one.)

When you have all the bags collected, number them. (For example, if you have 10 bags, you will number them 1-10.)

To begin your demonstration, thank your host, present her/him with a gift (maybe the ice cream scoop magnet) and then have everyone introduce themselves and tell you their favorite way to eat bananas.

Tell your guests to write down everyone's names on their introduction form (the top form.) If someone did not bring a banana, please have everyone put an “X” by their name. This person can still play the game, but since they did not bring a banana, their name won't be used for the game.

Periodically throughout your demonstration, bring out a bag and show everyone the dressed banana inside. Have everyone write on their form (next to the number that is written on the bag) the name of the person they think brought that banana. (Remember to remind them of the people who did not bring a banana and to not use their name in the game.)

When you are through with your demonstration and all the bananas in the bags have been revealed, hold up the bananas one at a time again and have the person who brought that banana stand up.

When the guests match the banana with the person who brought the banana, have them give themselves one point. (You could use “Banana Bucks” instead and conduct an auction.)

Continue going through the rest of the bananas. When you are finished going through the bananas, have the guests tally their points (or count their “Banana Bucks”) and determine a winner.

Present the winner with a prize. The FreezeSmart Key chain attached to the ice cream scoop magnet would be a great gift.

Banana Pageant

Now go back through the bananas and award certificates for:

Most Yellow-ful (Has more yellow than any other banana)

Most Side-Splitting (Funniest)


Most A-Peeling (Prettiest)

Miss/Mr. Banana-ality (Friendliest looking banana)

And any other awards you want to present.

**As everyone introduces themselves,
please write down their names (including your own.)**

- | | |
|-----------|-----------|
| 1. _____ | 11. _____ |
| 2. _____ | 12. _____ |
| 3. _____ | 13. _____ |
| 4. _____ | 14. _____ |
| 5. _____ | 15. _____ |
| 6. _____ | 16. _____ |
| 7. _____ | 17. _____ |
| 8. _____ | 18. _____ |
| 9. _____ | 19. _____ |
| 10. _____ | 20. _____ |



**Guess Who Brought
The "Dressed" Banana**

- | | |
|-----------|-----------|
| 1. _____ | 11. _____ |
| 2. _____ | 12. _____ |
| 3. _____ | 13. _____ |
| 4. _____ | 14. _____ |
| 5. _____ | 15. _____ |
| 6. _____ | 16. _____ |
| 7. _____ | 17. _____ |
| 8. _____ | 18. _____ |
| 9. _____ | 19. _____ |
| 10. _____ | 20. _____ |

100 Banana Bucks

\$

100 One Hundred Dollars



Turn this into REAL money! **100**

\$

One Hundred Dollars **100**

100 Banana Bucks

\$

100 One Hundred Dollars



Turn this into REAL money! **100**


\$

One Hundred Dollars **100**

100 Banana Bucks

\$

100 One Hundred Dollars



Turn this into REAL money! **100**

\$

One Hundred Dollars **100**

Congratulations!
You have
won a
"Best Dressed"
Banana Award!



Most
Yellow-ful
Award

Congratulations!
You have
won a
"Best Dressed"
Banana Award!



Most
Side-
Splitting
Award

Congratulations!
You have
won a
"Best Dressed"
Banana Award!



Most
A-Peeling
Award

**Congratulations!
You have
won a
"Best Dressed"
Banana Award!**



**Miss/Mr.
Banana-
ality
Award**

**Congratulations!
You have
won a
"Best Dressed"
Banana Award!**



**Most
Award**

**Congratulations!
You have
won a
"Best Dressed"
Banana Award!**



**Most
Award**




Fresh Blueberry Banana Bread

1 Cup Fresh Blueberries	1/3 Cup Butter or Margarine
3/4 Cups Sifted Flour	2/3 Cup Sugar
2 teaspoons Baking Powder	2 Eggs
1/4 teaspoon Baking Soda	1 Cup Mashed Ripe Bananas
1/2 teaspoon Salt	

Wash and thoroughly drain blueberries; toss berries with 2 Tablespoons flour. Sift together remaining flour, baking powder, baking soda, & salt. Cream butter or margarine; gradually beat in sugar until light and fluffy. Beat in eggs, one at a time. Add flour mixture and bananas alternately, in three parts. Stir in blueberries.
Spoon into greased loaf pan (9x5x3-inches.)

Bake in 350° oven about 50 minutes or until done.

Makes one loaf.



Layered Fruit Salad

(Good served alone or with macaroons or crispy oatmeal cookies, wafers or pound cake and coffee or dessert wine, as desired.)

1 lb. Grapes	2 Bananas
1 16-oz. Can Sliced Peaches	1 Pint Fresh Raspberries
2 Oranges	3 Kiwis
Juice from 2 Oranges or	2 - 4 Tablespoons
1/2 Cup Frozen Orange Juice	Powdered Sugar, optional

1. Rinse grapes. Cut in half and remove any seeds if necessary. Place in bottom of a glass serving bowl.
2. Peel and slice bananas. Place over grapes.
3. Drain peaches well. Cut into smaller pieces. Distribute on top of bananas.
4. Carefully rinse raspberries. Sprinkle on top of peaches.
5. Peel oranges. Remove the white skin. Section and cut into smaller pieces. Place on top of raspberries.
6. Peel and slice kiwis. Garnish salad.
7. Pour orange juice over top of salad and sprinkle with powdered sugar, if used. Keep salad refrigerated until ready to serve.



BANANA CRANBERRY BREAD

1/3 cup shortening	1 cup mashed bananas
2/3 cup sugar	1 16-oz. can whole cranberry sauce
2 eggs	1 cup chopped nuts
1 3/4 cups flour	
2 tsp. baking powder	
1/4 tsp. baking soda	
1/2 tsp. salt	

Cream shortening with sugar. Add eggs, one at a time, beating well after each addition. Sift dry ingredients together. Add nuts. Add flour/nut mixture to batter. Mix thoroughly. Fold in cranberry sauce. Pour into greased loaf pan. Bake at 350 degrees for 60—65 minutes. Cool before slicing. Serve plain or with cream cheese or butter.

BANANA MINI CHOCOLATE CHIP BARS

2 cups flour	1 tsp. vanilla extract
2 tsp. baking powder	1 cup mashed ripe bananas
1/2 tsp. salt	1 egg
3/4 cup butter or margarine, softened	2 cups Mini Chocolate Chips
2/3 cup sugar	Powdered Sugar
2/3 cup brown sugar	

Preheat oven to 350°. Grease 15x10" jelly-roll pan.
Combine flour, baking powder and salt in Mix-N-Stor Pitcher. Beat butter, granulated sugar, brown sugar and vanilla extract in Thatsa Bowl Jr. until creamy. Beat in bananas and egg. Gradually beat in flour mixture; stir in mini chocolate chips. Spread into prepared pan.
Bake for 20 to 30 minutes or until wooden pick inserted in center comes out clean. Cool completely in pan on wire rack. Sprinkle with powdered sugar.

Bananas should be stored at room temperature, but can be refrigerated to prevent their becoming overripe. Refrigeration causes the skins to darken, but the fruit will retain normal color and texture for several days.

Overripe bananas can be frozen in a **FreezeSmart Small 2 Container**. 3 average bananas will fill the container and equals 1 cup of mashed bananas.

To prevent bananas from turning brown in a fruit salad, pour boiling water over the bananas while still in their peel. This will keep bananas from turning as quickly.

