


FLIP FLOP PARTY



Have your friends put on their
“FLIP FLOPS” and come on
over for some fun ..

learn how to flip flop some
things in the kitchen to make
life easier for the summer



Put on your FLIP FLOPS and flip flop on over for the Tupperware Party! Lots of great ideas for easy summer cooking.


We have awesome specials this month!!

Come join the fun (don't forget to wear your flip flops)

Host: _____ Date/Time: _____

Place: _____ RSVP: _____

This flyer is a sample of what's new! Hope to see you at the party!



Put on your FLIP FLOPS and flip flop on over for the Tupperware Party! Lots of great ideas for easy summer cooking.


We have awesome specials this month!!

Come join the fun (don't forget to wear your flip flops)

Host: _____ Date/Time: _____

Place: _____ RSVP: _____

This flyer is a sample of what's new! Hope to see you at the party!



Put on your FLIP FLOPS and flip flop on over for the Tupperware Party! Lots of great ideas for easy summer cooking.

We have awesome specials this month!!


Come join the fun (don't forget to wear your flip flops)

Host: _____ Date/Time: _____

Place: _____ RSVP: _____

This flyer is a sample of what's new! Hope to see you at the party!

FOR MY HOST: Earn an extra gift for each goal met.
Do all 3 for a bonus. Thanks again for being my special host!



DO ALL 3 FOR
ANOTHER GIFT!

Recipes for Flip Flop Party

OVERNIGHT EGGS

2 dozen eggs
1/2 cup milk
1 lb. Bacon
2 cans Cream of Mushroom Soup
1 pound grated cheese
Chopped Onion



Using the Shears, cut the bacon in pieces and fry (not too crispy) in the Chef Series Fry Pan, stirring with the Silicone Spatula. Drain and set aside.

Shake the eggs in the Quick Shake Container with the milk (do them in two batches). Scramble the eggs, leaving quite chunky. Chop onion in the Quick Chef. Mix all ingredients together in a 3 Qt Casserole except 1/2 of the cheese. Refrigerate overnight. Add the remaining cheese and bake at 350 for one hour.


Angel Food Trifle

1 Angel Food Cake baked
2 pkgs instant vanilla pudding (sugar free is great)
4 cups milk
Fresh strawberries, cut in 1/2 or 1/4
12 oz Cool Whip (can be light)
Mix milk and pudding, set aside. Break 1/2 of the angel food cake into bite size pieces and place in Large Sheerly Elegant Bowl. Put 1/2 the pudding on the cake, then 1/2 the strawberries and 1/2 the Cool Whip. Repeat the layers, refrigerate and enjoy. You could add some blueberries or use both strawberries and blueberries.

Hawaiian Burgers

Make hamburger patties and press a pineapple ring into the top of each burger. Wrap a piece of raw bacon around the edge of the burger (like a bacon wrapped filet), secure with a toothpick. Put the burgers in the Season Serve and marinade with teriyaki sauce for as long as you have. Grill and serve on hamburger buns.

For other gourmet burgers, make 2 thinner patties and put mushrooms, onion, seasoning, cooked bacon, or what you like in the middle, put the patties together and pinch edges.



Easy Side Dish

7 Medium potatoes, cut into cubes.
Place the potatoes in the Medium Deep Rock 'N Serve, cover and vent. Micro on high for 7 minutes. Let stand for 7 minutes. Butter and parsley flakes or some Simply Garlic seasoning.

CHOCOLATE CHIP CARAMEL BARS

1 18 oz pkg refrigerated chocolate chip dough
1 12 oz pkg refrigerated chocolate chip dough
1 12 oz jar caramel sauce
Line 11" x 17" baking pan with the Silicone Wonder Mat, press cookie dough evenly onto the mat. Pour caramel sauce over dough. Bake at 375 for 25 min; reduce temperature to 350 and bake for an additional 5 min. Cool slightly and slice bars with Silicone Spatula.

CONSULTANT INFORMATION:

Welcome to the flip flop party, we are going to talk about ways to flip flop things to make them different, easier, fun or better tasting or better for you.

Get acquainted activity:

If you could flip flop jobs with someone and do a different job for one day, what would it be and why?

Your turn: as a recruiting tie in...

"I'd flip flop with my Tupperware director, she makes over \$50,000, gets a car allowance and some of them even get great cars and she works out of her home!"

DEMONSTRATION:

Demo products that tie to the recipe sheet. Give anyone who purchases any products you talk about for these recipes a copy of the recipe sheet.

FLIP FLOP, how about making breakfast before you go to bed so you can relax in the morning.

Demo how to make the overnight eggs.

We have a great dessert tonight and we flip flopped it from a typical dessert with lots of sugar, to basically a sugar free Trifle. (Host prepares ahead for party.)

If you'd like to flip flop a regular backyard BBQ to a gourmet feast, you might want to make some gourmet burgers. Explain the stuffed burgers and Hawaiian burgers.

Then a quick easy side dish (Microwave potatoes).

You might want to schedule a party of your own and we can turn a tube of chocolate chip cookie dough into some great chocolate chip caramel bars.

FLIP FLOP GAME: Give points for these things

If they are Red, Orange, Yellow, Green, Blue, Indigo or Violet = 1 point

Black 2, White 2 or Pink (the new black) = 5 points

If they have a flower or bow on the strap = 5 points

If the soles have flower = 5 points Straw soles = 5 points

A Heal = 5 points Two color or multi color straps = 10

Or you could play the "draw the lake" game. Hand out a sheet of paper. Once they start they need to look at you and not at the picture. Draw a lake in the middle of the page, put a picnic table on one side, a palm tree on the other, a child swimming in the lake, coconuts in the tree, campfire by the table, a pier in the water, some Tupperware on the table, tie a boat up to the pier and now put the sun in the sky. Give points for their drawing, the fun is looking at it. Take away points if the Tupperware is in the fire or the boats on the land. Give points for rays on the sun and number of coconuts etc.

DATING/RECRUITING GAME (A variation of the dice game or take a chance)

Take along several brown lunch bags with a small game gadget inside. Take along several larger colored bags with a piece of Tupperware inside. (Number depends on attendance.)

In one of the colored bags put the coupon below with a product. When you are ready to play the dating game ask if everyone has at some time in their life flipped a coin?? Well, we are going to have one more chance to flip or flip flop! Hand out coins and tell everyone they will have a chance to flip a coin right now. They flip a coin and "Heads you win and tails you still win, because there are no losers at a Tupperware party" for tails give the small bag and for heads give the larger bag. Tell them not to open them yet, but they can open them when they bring you their order. They will have a chance to flip flop the bags if they'd like. They can trade their bags; the larger bags are for the people who decide to date a party or join the team and sell Tupperware and the other bags are for everyone to take home a gift.

When they come to do their order, you can just say did you decide to keep that bag? Are you signing up or scheduling a party? If they don't want the bigger prize, they can still have the small bag and flip flop with you. (Here's a thought for you: "We have two ends with a common link; with one we sit, with one we think. Success depends on which you choose, heads you win and tails you lose!")

CONGRATULATIONS! We'll FLIP FLOP and I'll pay your shipping and tax!